

# 2022 ELECTRICAL SERVICES

EVENT NAME: \_\_\_\_\_ EVENT DATES: \_\_\_\_\_

VENDOR NAME: \_\_\_\_\_ TODAYS DATE: \_\_\_\_\_

Mailing Address \_\_\_\_\_ Phone Number \_\_\_\_\_

Building \_\_\_\_\_ Booth Number(s) \_\_\_\_\_

**120 Volt Outlets**

**Shared outlet**

	<b><u>Discount Price</u></b>	or	<b><u>Floor Price (if available)</u></b>
_____ 500 watt single outlet @	\$56.00	or	\$82.00
_____ 1000 watt single outlet @	\$72.00	or	\$102.00
_____ 1500 watt single outlet @	\$82.00	or	\$112.00

**Single outlet**

	<b><u>Discount Price</u></b>	or	<b><u>Floor Price</u></b>
_____ 2250 watt single outlet @	\$114.00	or	\$144.00

**208 Volt Outlets Single Phase**

_____ 20 amp outlet,	@	\$122.00	or	\$162.00
_____ 30 amp outlet,	@	\$142.00	or	\$187.00
_____ 50 amp outlet,	@	\$222.00	or	\$267.00
_____ 60 amp outlet,	@	\$277.00	or	\$312.00

**208 Volt 3 Phase**

Will be charged by labor & materials.

**Please enclose a check for electrical service *made payable to:*  
Washington State Fair**

**110 9th Ave. SW  
Puyallup, WA 98371-0162  
253-845-1771  
253-841-5390 - Fax**

**Visa/MC/Discover Cards Accepted**

Card # \_\_\_\_\_




Exp. Date \_\_\_\_\_ CVC: \_\_\_\_\_

Authorized Signature \_\_\_\_\_







If service is available, Floor orders must be paid for in cash at the time of order. To receive discount prices, orders must be received by Fairgrounds and paid for at least five (5) days before the setup date.

# Our standard cord and/or receptacle configurations.

## 2 POLE / 3 WIRE



125V	250V	
20A	20A	30A
L5-20	L6-20	L6-30
		

## 2 POLE / 3 WIRE

125V				250V			
15A	20A	30A	50A	15A	20A	30A	50A
5-15	5-20		5-50	6-15	6-20		6-50
							





Our voltage is 120/208 3-phase 4-wire.

## 4 POLE / 5 WIRE

3ØY	
120/208V	
20A	30A
L21-20	L21-30
	




These configurations should be followed to prevent hazardous conditions.

## 3 POLE / 4 WIRE

125/250V		125/250V	
20A	30A	20A	30A
L14-20	L14-30	L15-20	L15-30
			

125/250 means there is a neutral wire and a ground wire.

## 3 POLE / 4 WIRE

125/250V		3Ø250V			
50A	60A	15A	20A	30A	50A
14-50		15-30	15-50		
					

3Ø250V or 250V means there is no neutral, ground only.